

TOPAK EXPORT LINE

SCAN HERE



PRODUCT RANGE *CATALOGUE*

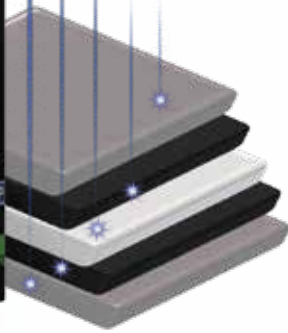
INTERNATIONAL




**EXPORTING TO
20+ COUNTRIES**



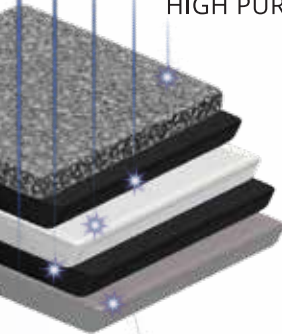
PE FILM COATED
 PREMIUM MODIFIED BITUMEN
 HIGH GRAMMAGE POLYESTER FELT CARRIER
 PREMIUM MODIFIED BITUMEN
 PE FILM COATED




PE FILM COATED
 PREMIUM MODIFIED BITUMEN
 STABLE FIBERCLASS CARRIER
 PREMIUM MODIFIED BITUMEN
 PE FILM COATED




PE FILM COATED
 HIGH PENETRATION PREMIUM BITUMEN
 HIGH GRAMMAGE POLYESTER FELT CARRIER
 HIGH PENETRATION PREMIUM BITUMEN
 HIGH PURITY SILICA SAND WITH UV RESISTANCE ABD MINERALS



PE FILM COATED
 PREMIUM MODIFIED BITUMEN
 HIGH GRAMMAGE POLYESTER FELT CARRIER
 PREMIUM MODIFIED BITUMEN
 PREMIUM SLATE STONE COATTID



PE FILM COATED
 PREMIUM MODIFIED BITUMEN
 HIGH GRAMMAGE POLYESTER FELT CARRIER
 PREMIUM MODIFIED BITUMEN
 HIGH DRANGE BARRIERS ALIMINUM FOIL



BITUMINOUS MEMBRANE LAYERS

TOPAK

İNŞ. MALZ. TAAH. SAN.TİC.LTD.ŞTİ.

 **IZOPAK®**
WATERPROOFING MEMBRANES

Bitutec®
WATERPROOFING MEMBRANES

MYBRAN®
WATERPROOFING MEMBRANES

 **BITUPLAN**
Perfect Insulation Waterproofing Membranes

QUICK STONE
PATTERNED MEMBRANES

 **IZOPAK®**
PROOF | Exclusive Insulation

HEAD OFFICE

SULTANIYE MAH. DOĞAN ARASLI CD.
350. SK. ŞELALE PLAZA K.5 NO.64
ESENYURT/İSTANBUL/TÜRKİYE

+90 212 620 00 60 - WWW.TOPAKINSAAT.COM

FACTORY

İMRAHÖR MAH. BAHAR CD. NO.4
ARNAVUTKÖY/İSTANBUL/TÜRKİYE

+90 212 686 08 02 - WWW.IZOPAK.COM

ABOUT US

SINCE 1980, WE HAVE BEEN OPERATING IN THE WATERPROOFING SECTOR WITH OUR EXPERIENCE, PRODUCTION CAPACITY, TECHNICAL EXPERTISE, AND COMMITMENT TO STABLE GROWTH.

WITH OUR MODERN PRODUCTION INFRASTRUCTURE AND HIGH QUALITY STANDARDS, WE OFFER LONG-LASTING SOLUTIONS THAT ARE RELIABLY PREFERRED IN DIFFERENT GEOGRAPHIES. OUR PRODUCTS REPRESENT SUSTAINABLE DURABILITY IN GLOBAL PROJECTS.

OUR VISION

TO BECOME A PRESTIGIOUS BRAND, RECOGNIZED GLOBALLY FOR ITS QUALITY AND RELIABILITY, AND CONSIDERED A BENCHMARK IN WATERPROOFING TECHNOLOGIES.

OUR MISSION

BY DEVELOPING LONG-LASTING AND SUSTAINABLE WATERPROOFING SYSTEMS WITH A HIGH LEVEL OF ENGINEERING EXPERTISE, WE AIM TO ADD LASTING VALUE TO PROJECTS.


OUR UNDERSTANDING OF QUALITY

QUALITY IS NOT A PREFERENCE FOR US, IT IS THE FOUNDATION OF OUR CORPORATE IDENTITY. ALL PROCESSES, FROM RAW MATERIAL SELECTION TO THE FINAL STAGE OF PRODUCTION, ARE METICULOUSLY MANAGED.

PERFORMANCE, DURABILITY, AND RELIABILITY ARE STANDARD IN EVERY PRODUCT. OUR GOAL IS TO ACHIEVE EXCELLENCE IN EVERY APPLICATION AND ENSURE LASTING TRUST IN EVERY PROJECT.


**"WE PRODUCE QUALITY, WE
CARRY IT INTO THE FUTURE."**

TOPAK



F-2

TYPE: GLASS-FIBER REINFORCED – PE/PE
LENGTH: 15 M (±2 CM)
WIDTH: 1 M (±1 CM)
THICKNESS: 2 MM (±0.2 MM)
FLOW: MIN. 120°C
FLEXIBILITY: MAX. -10°C
TENSILE: 400 / 300 (±35%) N/50 MM
ELONGATION: 35% / 35% (±5%)
WATERPROOFING (METHOD A): 2 KPA




F-3

TYPE: GLASS-FIBER REINFORCED – PE/PE
LENGTH: 10 M (±2 CM)
WIDTH: 1 M (±1 CM)
THICKNESS: 2 MM (±0.2 MM)
FLOW: MIN. 120°C
FLEXIBILITY: MAX. -10°C
TENSILE: 400 / 300 (±35%) N/50 MM
ELONGATION: 35% / 35% (±5%)
WATERPROOFING (METHOD A): 2 KPA



PP-3

TYPE: POLYESTER REINFORCED – PE/PE
LENGTH: 10 M (±1 CM)
WIDTH: 1 M (±1 CM)
THICKNESS: 3 MM (±0.2 MM)
FLOW: MIN. 120°C
FLEXIBILITY: MAX. -10°C
TENSILE: 600 / 800 (±35%) N/50 MM
ELONGATION: 35% / 35% (±5%)
WATERPROOFING (METHOD A): 2 KPA




PP-4

TYPE: POLYESTER REINFORCED – PE/PE
LENGTH: 10 M (±1 CM)
WIDTH: 1 M (±1 CM)
THICKNESS: 3 MM (±0.2 MM)
FLOW: MIN. 120°C
FLEXIBILITY: MAX. -10°C
TENSILE: 600 / 800 (±35%) N/50 MM
ELONGATION: 35% / 35% (±5%)
WATERPROOFING (METHOD A): 2 KPA



PAL-3

TYPE: POLYESTER REINFORCED – PE/FOIL
LENGTH: 10 M (±1 CM)
WIDTH: 1 M (±1 CM)
THICKNESS: 3 MM (±0.2 MM)
FLOW: MIN. 120°C
FLEXIBILITY: MAX. -10°C
TENSILE: 600 / 800 (±35%) N/50 MM
ELONGATION: 35% / 35% (±5%)
WATERPROOFING (METHOD A): 2 KPA




PAR-40

TYPE: PE / SLATE MINERAL SURFACED
LENGTH: 10 M (±1 CM)
WIDTH: 1 M (±1 CM)
THICKNESS: 3 MM (±0.2 MM)
FLOW: MIN. 120°C
FLEXIBILITY: MAX. -10°C
TENSILE: 800 / 1000 (±35%) N/50 MM
ELONGATION: 35% / 35% (±5%)
WATERPROOFING (METHOD A): 2 KPA




PAR-40

TYPE: PE / SLATE MINERAL SURFACED
LENGTH: 10 M (±1 CM)
WIDTH: 1 M (±1 CM)
THICKNESS: 3 MM (±0.2 MM)
FLOW: MIN. 120°C
FLEXIBILITY: MAX. -10°C
TENSILE: 800 / 1000 (±35%) N/50 MM
ELONGATION: 35% / 35% (±5%)
WATERPROOFING (METHOD A): 2 KPA



PAR-40

TYPE: PE / SLATE MINERAL SURFACED
LENGTH: 10 M (±1 CM)
WIDTH: 1 M (±1 CM)
THICKNESS: 3 MM (±0.2 MM)
FLOW: MIN. 120°C
FLEXIBILITY: MAX. -10°C
TENSILE: 800 / 1000 (±35%) N/50 MM
ELONGATION: 35% / 35% (±5%)
WATERPROOFING (METHOD A): 2 KPA



PAR-50

TYPE: PE / SLATE MINERAL SURFACED
LENGTH: 10 M (±1 CM)
WIDTH: 1 M (±1 CM)
THICKNESS: 3.5 MM (±0.2 MM)
FLOW: MIN. 120°C
FLEXIBILITY: MAX. -20°C
TENSILE: 800 / 1000 (±35%) N/50 MM
ELONGATION: 35% / 35% (±5%)
WATERPROOFING (METHOD A): 2 KPA



PAR-50

TYPE: PE / SLATE MINERAL SURFACED
LENGTH: 10 M (±1 CM)
WIDTH: 1 M (±1 CM)
THICKNESS: 3.5 MM (±0.2 MM)
FLOW: MIN. 120°C
FLEXIBILITY: MAX. -20°C
TENSILE: 800 / 1000 (±35%) N/50 MM
ELONGATION: 35% / 35% (±5%)
WATERPROOFING (METHOD A): 2 KPA



PAR-50

TYPE: PE / SLATE MINERAL SURFACED
LENGTH: 10 M (±1 CM)
WIDTH: 1 M (±1 CM)
THICKNESS: 3.5 MM (±0.2 MM)
FLOW: MIN. 120°C
FLEXIBILITY: MAX. -20°C
TENSILE: 800 / 1000 (±35%) N/50 MM
ELONGATION: 35% / 35% (±5%)
WATERPROOFING (METHOD A): 2 KPA

SCAN HERE



BITUMINOUS MEMBRANES

THEY ARE PRODUCED BY SATURATING A FIBERGLASS TISSUE FELT AND POLYESTER FELT CARRIER WITH BITUMEN.

THEY OFFER OPTIONS WITH ONE SIDE COVERED IN POLYETHYLENE FILM AND THE OTHER SIDE COVERED IN POLYETHYLENE FILM, SLATE, OR ALUMINUM FOIL.

THEY PROVIDE RELIABLE WATERPROOFING IN FOUNDATION AND ROOF APPLICATIONS.

THANKS TO THEIR HIGH STRENGTH, THEY OFFER LONG-LASTING INSULATION PERFORMANCE EVEN IN CHALLENGING CONDITIONS.

AREAS OF APPLICATION

**FOUNDATIONS AND RETAINING WALLS
WRAPPING INSULATION PARKING LOTS,
GARDENS AND TERRACES SLOPING AND FLAT
ROOFS UNDER-TILE AND CERAMIC INSULATION
ROAD, VIADUCT AND INFRASTRUCTURE
APPLICATIONS WATER CHANNELS, POOLS
AND PONDS**

APPLICATION & SURFACE PREPARATION

MEMBRANES ARE APPLIED WITH AN OVERLAP OF 10 CM AT JOINTS AND 15 CM AT ROLL ENDS.


THE SUBSTRATE IS MELTED WITH A BLOWTORCH FLAME TO ENSURE COMPLETE ADHESION TO THE SURFACE.

THE SURFACE MUST BE CLEAN, DRY, AND SMOOTH BEFORE APPLICATION.

USING BITUMEN EMULSION PRIMER IS RECOMMENDED FOR LONGER-LASTING INSULATION.

STORAGE

ROLLS SHOULD BE STORED UPRIGHT AND PROTECTED FROM SUNLIGHT AND SUDDEN TEMPERATURE CHANGES. THE USE OF PROTECTIVE COVERINGS IN FREQUENTLY USED AREAS IS RECOMMENDED.



CHOICE OF MASTERS



Bitutec®

WATERPROOFING MEMBRANES

APP/SBS Product RANGE



F-2

TYPE: GLASS-FIBER REINFORCED – PE/PE
LENGTH: 15 M (±2 CM)
WIDTH: 1 M (±1 CM)
THICKNESS: 2 MM (±0.2 MM)
FLOW: MIN. 120°C
FLEXIBILITY: MAX. -10°C
TENSILE: 400 / 300 (±35%) N/50 MM
ELONGATION: 35% / 35% (±5%)
WATERPROOFING (METHOD A): 2 KPA




F-3

TYPE: GLASS-FIBER REINFORCED – PE/PE
LENGTH: 10 M (±2 CM)
WIDTH: 1 M (±1 CM)
THICKNESS: 2 MM (±0.2 MM)
FLOW: MIN. 120°C
FLEXIBILITY: MAX. -10°C
TENSILE: 400 / 300 (±35%) N/50 MM
ELONGATION: 35% / 35% (±5%)
WATERPROOFING (METHOD A): 2 KPA



PP-3

TYPE: POLYESTER REINFORCED – PE/PE
LENGTH: 10 M (±1 CM)
WIDTH: 1 M (±1 CM)
THICKNESS: 3 MM (±0.2 MM)
FLOW: MIN. 120°C
FLEXIBILITY: MAX. -10°C
TENSILE: 600 / 800 (±35%) N/50 MM
ELONGATION: 35% / 35% (±5%)
WATERPROOFING (METHOD A): 2 KPA



PP-4

TYPE: POLYESTER REINFORCED – PE/PE
LENGTH: 10 M (±1 CM)
WIDTH: 1 M (±1 CM)
THICKNESS: 3 MM (±0.2 MM)
FLOW: MIN. 120°C
FLEXIBILITY: MAX. -10°C
TENSILE: 600 / 800 (±35%) N/50 MM
ELONGATION: 35% / 35% (±5%)
WATERPROOFING (METHOD A): 2 KPA



PAL-3

TYPE: POLYESTER REINFORCED – PE/FOIL
LENGTH: 10 M (±1 CM)
WIDTH: 1 M (±1 CM)
THICKNESS: 3 MM (±0.2 MM)
FLOW: MIN. 120°C
FLEXIBILITY: MAX. -10°C
TENSILE: 600 / 800 (±35%) N/50 MM
ELONGATION: 35% / 35% (±5%)
WATERPROOFING (METHOD A): 2 KPA




PAR-40

TYPE: PE / SLATE MINERAL SURFACED
LENGTH: 10 M (±1 CM)
WIDTH: 1 M (±1 CM)
THICKNESS: 3 MM (±0.2 MM)
FLOW: MIN. 120°C
FLEXIBILITY: MAX. -20°C
TENSILE: 800 / 1000 (±35%) N/50 MM
ELONGATION: 35% / 35% (±5%)
WATERPROOFING (METHOD A): 2 KPA



PAR-40

TYPE: PE / SLATE MINERAL SURFACED
LENGTH: 10 M (±1 CM)
WIDTH: 1 M (±1 CM)
THICKNESS: 3 MM (±0.2 MM)
FLOW: MIN. 120°C
FLEXIBILITY: MAX. -20°C
TENSILE: 800 / 1000 (±35%) N/50 MM
ELONGATION: 35% / 35% (±5%)
WATERPROOFING (METHOD A): 2 KPA



PAR-40

TYPE: PE / SLATE MINERAL SURFACED
LENGTH: 10 M (±1 CM)
WIDTH: 1 M (±1 CM)
THICKNESS: 3 MM (±0.2 MM)
FLOW: MIN. 120°C
FLEXIBILITY: MAX. -20°C
TENSILE: 800 / 1000 (±35%) N/50 MM
ELONGATION: 35% / 35% (±5%)
WATERPROOFING (METHOD A): 2 KPA



PAR-50

TYPE: PE / SLATE MINERAL SURFACED
LENGTH: 10 M (±1 CM)
WIDTH: 1 M (±1 CM)
THICKNESS: 3.5 MM (±0.2 MM)
FLOW: MIN. 120°C
FLEXIBILITY: MAX. -20°C
TENSILE: 800 / 1000 (±35%) N/50 MM
ELONGATION: 35% / 35% (±5%)
WATERPROOFING (METHOD A): 2 KPA



PAR-50

TYPE: PE / SLATE MINERAL SURFACED
LENGTH: 10 M (±1 CM)
WIDTH: 1 M (±1 CM)
THICKNESS: 3.5 MM (±0.2 MM)
FLOW: MIN. 120°C
FLEXIBILITY: MAX. -20°C
TENSILE: 800 / 1000 (±35%) N/50 MM
ELONGATION: 35% / 35% (±5%)
WATERPROOFING (METHOD A): 2 KPA



PAR-50

TYPE: PE / SLATE MINERAL SURFACED
LENGTH: 10 M (±1 CM)
WIDTH: 1 M (±1 CM)
THICKNESS: 3.5 MM (±0.2 MM)
FLOW: MIN. 120°C
FLEXIBILITY: MAX. -20°C
TENSILE: 800 / 1000 (±35%) N/50 MM
ELONGATION: 35% / 35% (±5%)
WATERPROOFING (METHOD A): 2 KPA

SCAN HERE



Bitutec®

WATERPROOFING MEMBRANES



ACHIEVABLE QUALITY



by TOPAK

MYBRAN[®]

WATERPROOFING MEMBRANES

APP/SBS Product RANGE



XP-3

TYPE: GLASS-FIBER REINFORCED – PE/PE
LENGTH: 15 M (±2 CM)
WIDTH: 1 M (±1 CM)
THICKNESS: 2 MM (±0.2 MM)
FLOW: MIN. 120°C
FLEXIBILITY: MAX. -10°C
TENSILE: 400 / 300 (±35%) N/50 MM
ELONGATION: 35% / 35% (±5%)
WATERPROOFING (METHOD A): 2 KPA



F-3

TYPE: GLASS-FIBER REINFORCED – PE/PE
LENGTH: 10 M (±2 CM)
WIDTH: 1 M (±1 CM)
THICKNESS: 2 MM (±0.2 MM)
FLOW: MIN. 120°C
FLEXIBILITY: MAX. -10°C
TENSILE: 400 / 300 (±35%) N/50 MM
ELONGATION: 35% / 35% (±5%)
WATERPROOFING (METHOD A): 2 KPA



PP-3

TYPE: POLYESTER REINFORCED – PE/PE
LENGTH: 10 M (±1 CM)
WIDTH: 1 M (±1 CM)
THICKNESS: 3 MM (±0.2 MM)
FLOW: MIN. 120°C
FLEXIBILITY: MAX. -10°C
TENSILE: 600 / 800 (±35%) N/50 MM
ELONGATION: 35% / 35% (±5%)
WATERPROOFING (METHOD A): 2 KPA



PP-4

TYPE: POLYESTER REINFORCED – PE/PE
LENGTH: 10 M (±1 CM)
WIDTH: 1 M (±1 CM)
THICKNESS: 3 MM (±0.2 MM)
FLOW: MIN. 120°C
FLEXIBILITY: MAX. -10°C
TENSILE: 600 / 800 (±35%) N/50 MM
ELONGATION: 35% / 35% (±5%)
WATERPROOFING (METHOD A): 2 KPA



PAL-3

TYPE: POLYESTER REINFORCED – PE/FOIL
LENGTH: 10 M (±1 CM)
WIDTH: 1 M (±1 CM)
THICKNESS: 3 MM (±0.2 MM)
FLOW: MIN. 120°C
FLEXIBILITY: MAX. -10°C
TENSILE: 600 / 800 (±35%) N/50 MM
ELONGATION: 35% / 35% (±5%)
WATERPROOFING (METHOD A): 2 KPA



PAR-40

TYPE: PE / SLATE MINERAL SURFACED
LENGTH: 10 M (±1 CM)
WIDTH: 1 M (±1 CM)
THICKNESS: 3 MM (±0.2 MM)
FLOW: MIN. 120°C
FLEXIBILITY: MAX. -20°C
TENSILE: 800 / 1000 (±35%) N/50 MM
ELONGATION: 35% / 35% (±5%)
WATERPROOFING (METHOD A): 2 KPA



PAR-40

TYPE: PE / SLATE MINERAL SURFACED
LENGTH: 10 M (±1 CM)
WIDTH: 1 M (±1 CM)
THICKNESS: 3 MM (±0.2 MM)
FLOW: MIN. 120°C
FLEXIBILITY: MAX. -20°C
TENSILE: 800 / 1000 (±35%) N/50 MM
ELONGATION: 35% / 35% (±5%)
WATERPROOFING (METHOD A): 2 KPA



PAR-40

TYPE: PE / SLATE MINERAL SURFACED
LENGTH: 10 M (±1 CM)
WIDTH: 1 M (±1 CM)
THICKNESS: 3 MM (±0.2 MM)
FLOW: MIN. 120°C
FLEXIBILITY: MAX. -20°C
TENSILE: 800 / 1000 (±35%) N/50 MM
ELONGATION: 35% / 35% (±5%)
WATERPROOFING (METHOD A): 2 KPA



PAR-50

TYPE: PE / SLATE MINERAL SURFACED
LENGTH: 10 M (±1 CM)
WIDTH: 1 M (±1 CM)
THICKNESS: 3,5 MM (±0.2 MM)
FLOW: MIN. 120°C
FLEXIBILITY: MAX. -20°C
TENSILE: 800 / 1000 (±35%) N/50 MM
ELONGATION: 35% / 35% (±5%)
WATERPROOFING (METHOD A): 2 KPA



PAR-50

TYPE: PE / SLATE MINERAL SURFACED
LENGTH: 10 M (±1 CM)
WIDTH: 1 M (±1 CM)
THICKNESS: 3,5 MM (±0.2 MM)
FLOW: MIN. 120°C
FLEXIBILITY: MAX. -20°C
TENSILE: 800 / 1000 (±35%) N/50 MM
ELONGATION: 35% / 35% (±5%)
WATERPROOFING (METHOD A): 2 KPA



PAR-50

TYPE: PE / SLATE MINERAL SURFACED
LENGTH: 10 M (±1 CM)
WIDTH: 1 M (±1 CM)
THICKNESS: 3,5 MM (±0.2 MM)
FLOW: MIN. 120°C
FLEXIBILITY: MAX. -20°C
TENSILE: 800 / 1000 (±35%) N/50 MM
ELONGATION: 35% / 35% (±5%)
WATERPROOFING (METHOD A): 2 KPA

SCAN HERE



MYBRAN®

WATERPROOFING MEMBRANES



ON THE ROOF, IN THE FOUNDATION,
EVERYWHERE!



by **TOPAK**

BITUPLAN

Perfect Insulation Waterproofing Membranes

APP/SBS Product RANGE



PP-3

TYPE: POLYESTER REINFORCED – PE/PE
LENGTH: 10 M (±1 CM)
WIDTH: 1 M (±1 CM)
THICKNESS: 3 MM (±0.2 MM)
FLOW: MIN. 120°C
FLEXIBILITY: MAX. -10°C
TENSILE: 600 / 800 (±35%) N/50 MM
ELONGATION: 35% / 35% (±5%)
WATERPROOFING (METHOD A): 2 KPA



PAL-3

TYPE: POLYESTER REINFORCED – PE/FOIL
LENGTH: 10 M (±1 CM)
WIDTH: 1 M (±1 CM)
THICKNESS: 3 MM (±0.2 MM)
FLOW: MIN. 120°C
FLEXIBILITY: MAX. -10°C
TENSILE: 800 / 1000 (±35%) N/50 MM
ELONGATION: 35% / 35% (±5%)
WATERPROOFING (METHOD A): 2 KPA




PAR-40

TYPE: PE / SLATE MINERAL SURFACED
LENGTH: 10 M (±1 CM)
WIDTH: 1 M (±1 CM)
THICKNESS: 3 MM (±0.2 MM)
FLOW: MIN. 120°C
FLEXIBILITY: MAX. -20°C
TENSILE: 800 / 1000 (±35%) N/50 MM
ELONGATION: 35% / 35% (±5%)
WATERPROOFING (METHOD A): 2 KPA



PAR-40

TYPE: PE / SLATE MINERAL SURFACED
LENGTH: 10 M (±1 CM)
WIDTH: 1 M (±1 CM)
THICKNESS: 3 MM (±0.2 MM)
FLOW: MIN. 120°C
FLEXIBILITY: MAX. -20°C
TENSILE: 800 / 1000 (±35%) N/50 MM
ELONGATION: 35% / 35% (±5%)
WATERPROOFING (METHOD A): 2 KPA



PAR-40

TYPE: PE / SLATE MINERAL SURFACED
LENGTH: 10 M (±1 CM)
WIDTH: 1 M (±1 CM)
THICKNESS: 3 MM (±0.2 MM)
FLOW: MIN. 120°C
FLEXIBILITY: MAX. -20°C
TENSILE: 800 / 1000 (±35%) N/50 MM
ELONGATION: 35% / 35% (±5%)
WATERPROOFING (METHOD A): 2 KPA



XP-3

TYPE: GLASS-FIBER REINFORCED – PE/PE
LENGTH: 15 M (±2 CM)
WIDTH: 1 M (±1 CM)
THICKNESS: 2 MM (±0.2 MM)
FLOW: MIN. 120°C
FLEXIBILITY: MAX. -10°C
TENSILE: 400 / 300 (±35%) N/50 MM
ELONGATION: 35% / 35% (±5%)
WATERPROOFING (METHOD A): 2 KPA



XP-4

TYPE: GLASS-FIBER REINFORCED – PE/PE
LENGTH: 10 M (±2 CM)
WIDTH: 1 M (±1 CM)
THICKNESS: 2 MM (±0.2 MM)
FLOW: MIN. 120°C
FLEXIBILITY: MAX. -10°C
TENSILE: 400 / 300 (±35%) N/50 MM
ELONGATION: 35% / 35% (±5%)
WATERPROOFING (METHOD A): 2 KPA




XPAR-40

TYPE: TYPE: PE / GLASS FIBER - SLATE
 MINERAL SURFACE
LENGTH: 10 M (±1 CM)
WIDTH: 1 M (±1 CM)
THICKNESS: 3 MM (±0.2 MM)
FLOW: MIN. 120°C
FLEXIBILITY: MAX. -20°C
TENSILE: 400 / 300 (±35%) N/50 MM
ELONGATION: 35% / 35% (±5%)
WATERPROOFING (METHOD A): 2 KPA



XPAR-40

TYPE: TYPE: PE / GLASS FIBER - SLATE
 MINERAL SURFACE
LENGTH: 10 M (±1 CM)
WIDTH: 1 M (±1 CM)
THICKNESS: 3 MM (±0.2 MM)
FLOW: MIN. 120°C
FLEXIBILITY: MAX. -20°C
TENSILE: 400 / 300 (±35%) N/50 MM
ELONGATION: 35% / 35% (±5%)
WATERPROOFING (METHOD A): 2 KPA




XPAR-40

TYPE: TYPE: PE / GLASS FIBER - SLATE
 MINERAL SURFACE
LENGTH: 10 M (±1 CM)
WIDTH: 1 M (±1 CM)
THICKNESS: 3 MM (±0.2 MM)
FLOW: MIN. 120°C
FLEXIBILITY: MAX. -20°C
TENSILE: 400 / 300 (±35%) N/50 MM
ELONGATION: 35% / 35% (±5%)
WATERPROOFING (METHOD A): 2 KPA




XPAL-3

TYPE: GLASS-FIBER – PE/FOIL
LENGTH: 10 M (±1 CM)
WIDTH: 1 M (±1 CM)
THICKNESS: 3 MM (±0.2 MM)
FLOW: MIN. 120°C
FLEXIBILITY: MAX. -10°C
TENSILE: 400 / 300 (±35%) N/50 MM
ELONGATION: 35% / 35% (±5%)
WATERPROOFING (METHOD A): 2 KPA



XPAR-40

TYPE: TYPE: PE / GLASS FIBER - SLATE
 MINERAL SURFACE
LENGTH: 10 M (±1 CM)
WIDTH: 1 M (±1 CM)
THICKNESS: 3 MM (±0.2 MM)
FLOW: MIN. 120°C
FLEXIBILITY: MAX. -20°C
TENSILE: 400 / 300 (±35%) N/50 MM
ELONGATION: 35% / 35% (±5%)
WATERPROOFING (METHOD A): 2 KPA



XPAR-40

TYPE: TYPE: PE / GLASS FIBER - SLATE
 MINERAL SURFACE
LENGTH: 10 M (±1 CM)
WIDTH: 1 M (±1 CM)
THICKNESS: 3 MM (±0.2 MM)
FLOW: MIN. 120°C
FLEXIBILITY: MAX. -20°C
TENSILE: 400 / 300 (±35%) N/50 MM
ELONGATION: 35% / 35% (±5%)
WATERPROOFING (METHOD A): 2 KPA



XPAR-40

TYPE: TYPE: PE / GLASS FIBER - SLATE
 MINERAL SURFACE
LENGTH: 10 M (±1 CM)
WIDTH: 1 M (±1 CM)
THICKNESS: 3 MM (±0.2 MM)
FLOW: MIN. 120°C
FLEXIBILITY: MAX. -20°C
TENSILE: 400 / 300 (±35%) N/50 MM
ELONGATION: 35% / 35% (±5%)
WATERPROOFING (METHOD A): 2 KPA

SCAN HERE





WE HAVE A PLAN!



QUICK STONE

PATTERNED MEMBRANES

APP/SBS Product RANGE



CLOVER PATTERN

TYPE: PE / SLATE MINERAL SURFACED
LENGTH: 10 M (±1 CM)
WIDTH: 1 M (±1 CM)
THICKNESS: 4 MM (±0.2 MM)
FLOW: MIN. 120°C
FLEXIBILITY: MAX. -20°C
TENSILE: 800 / 1000 (±35%) N/50 MM
ELONGATION: 35% / 35% (±5%)
WATERPROOFING (METHOD A): 2 KPA



CLOVER PATTERN

TYPE: PE / SLATE MINERAL SURFACED
LENGTH: 10 M (±1 CM)
WIDTH: 1 M (±1 CM)
THICKNESS: 4 MM (±0.2 MM)
FLOW: MIN. 120°C
FLEXIBILITY: MAX. -20°C
TENSILE: 800 / 1000 (±35%) N/50 MM
ELONGATION: 35% / 35% (±5%)
WATERPROOFING (METHOD A): 2 KPA



CLOVER PATTERN

TYPE: PE / SLATE MINERAL SURFACED
LENGTH: 10 M (±1 CM)
WIDTH: 1 M (±1 CM)
THICKNESS: 4 MM (±0.2 MM)
FLOW: MIN. 120°C
FLEXIBILITY: MAX. -20°C
TENSILE: 800 / 1000 (±35%) N/50 MM
ELONGATION: 35% / 35% (±5%)
WATERPROOFING (METHOD A): 2 KPA

SCAN HERE



 **IZOPAK®**
"LIQUID CHEMICAL FORMULATION"

Product RANGE



 **IZOPAK®**
SUPER ELASTIC RUBBER FIBER REINFORCED
LIQUID MEMBRANE

LIQUID MEMBRANE

A READY-TO-USE MOISTURE AND WATER INSULATION PRODUCT CONTAINING RUBBER AND FIBERS.

THANKS TO ITS 100% FLEXIBLE STRUCTURE, IT PROVIDES SEAMLESS INSULATION BY FILLING CAPILLARY GAPS ON THE SURFACE.

IT IS APPLIED COLD, HAS HIGH ADHESION STRENGTH, AND IS PRACTICAL TO APPLY.

IT CAN BE SAFELY USED ON TERRACES, BALCONIES, WET AREAS, AND METAL SURFACES.

IT IS AN ECONOMICAL, LONG-LASTING, AND PAINTABLE INSULATION SOLUTION.



 **IZOPAK®**
BITUMEN PRIMER EMULSION

BITUMEN PRIMER EMULSION

A WATER-BASED, READY-TO-USE PRIMER PROVIDING HIGH ADHESION FOR BITUMINOUS WATERPROOFING SYSTEMS.

IT CLEANS THE SURFACE OF DUST AND DIRT, ENSURING STRONG ADHESION OF THE MEMBRANE TO THE CONCRETE.

APPLIED COLD, NON-FLAMMABLE AND OF HARMFUL SUBSTANCES. FORMS A WATERPROOF, DURABLE LAYER AFTER DRYING. EASY TO APPLY, ECONOMICAL AND SAFE.


SCAN HERE





QUICK STONE

PATTERNED MEMBRANES




İZOPAK®

BITÜMEN PRİMER EMÜLSİYON

İZOPAK®

SÜPER ELASTİK RÜBER FİBER REİNFÖRSE
LİKİT MEMBRAN



by **TOPAK**

“Durable Structures,
Carbon-Neutral Future.”

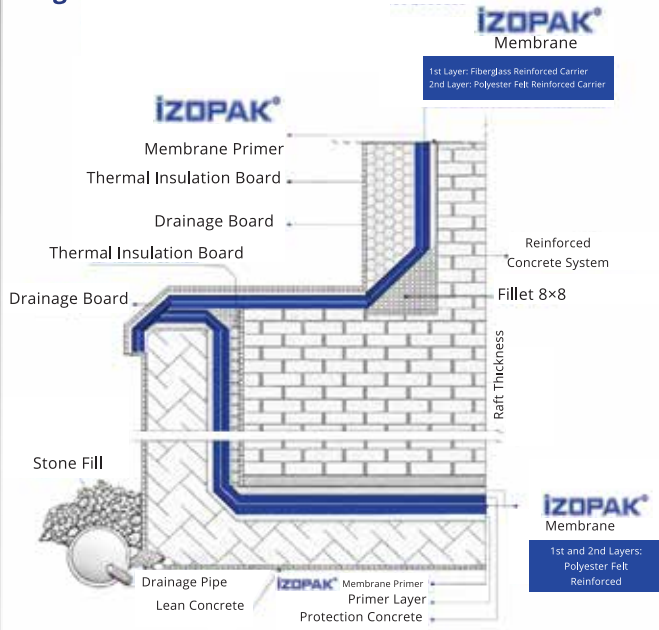
IZOPAK[®]
PROOF | Exclusive
Insulation



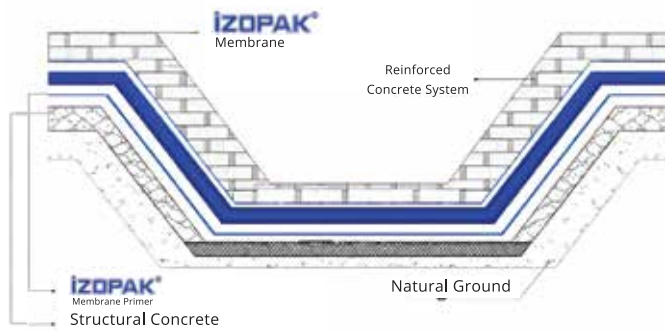
**NEW PRODUCT
LAUNCH**

by **TOPAK**

Thermally Insulated Foundation Application Against Pressurized Water



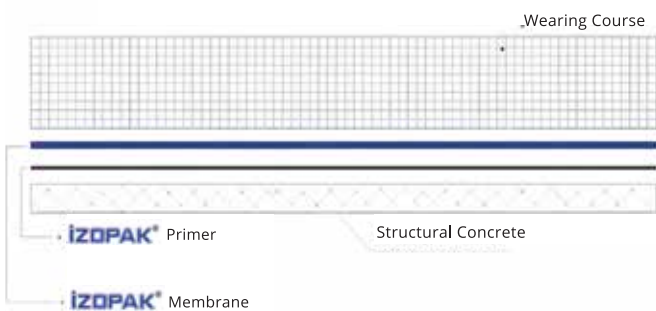
Canal / Pond Application Detail



Garden and Terrace Application Detail



Viaduct Application Detail










WATERPROOFING APPLICATION DETAILS



COVERAGE AREA PER PALLET M² - TECHNICAL CHART

by **TOPAK**
Manufactured

	DESCRIPTION OF GOODS	ROLL SIZE	ROLL M ²	ROLL PALLET PCS	PALLET M ²
	MYBRAN XP-3 MEMBRANE	1M x 10M	10M ²	48 Pcs	480M ²
	MYBRAN PP-3 MEMBRANE	1M x 10M	10M ²	42 Pcs	420M ²
	MYBRAN PP-4 MEMBRANE	1M x 10M	10M ²	30 Pcs	300M ²
	MYBRAN PAL-3 MEMBRANE	1M x 10M	10M ²	42 Pcs	420M ²
	MYBRAN PAR-40K RED	1M x 10M	10M ²	25 Pcs	250M ²
	MYBRAN PAR-40Y GREEN / GRAY	1M x 10M	10M ²	25 Pcs	250M ²
	BITUPLAN XP-3 MEMBRANE	1M x 10M	10M ²	42 Pcs	420M ²
	BITUPLAN XP-4 MEMBRANE	1M x 10M	10M ²	30 Pcs	300M ²
	BITUPLAN XPAL-3 MEMBRANE	1M x 10M	10M ²	35 Pcs	350M ²
	BITUPLAN XPAR-40 RED	1M x 10M	10M ²	30 Pcs	300M ²
	BITUPLAN XPAR-40 GREEN / GRAY	1M x 10M	10M ²	30 Pcs	300M ²
	BITUPLAN XPAR CLV PATTERNED RED	1M x 10M	10M ²	30 Pcs	300M ²
	BITUPLAN XPAR CLV PATTERNED	1M x 10M	10M ²	30 Pcs	300M ²
	BITUPLAN XPAR CLV PATTERNED GRAY	1M x 10M	10M ²	30 Pcs	300M ²
	BITUPLAN PP-3 MEMBRANE	1M x 10M	10M ²	30 Pcs	300M ²
	BITUPLAN PAL-3 MEMBRANE	1M x 10M	10M ²	30 Pcs	300M ²
	BITUPLAN PAR-40K RED	1M x 10M	10M ²	30 Pcs	300M ²
BITUPLAN PAR-40K GREEN / GRAY	1M x 10M	10M ²	30 Pcs	300M ²	
	İZOPAK F-2 MEMBRANE	1M x 15M	15M ²	35 Pcs	525M ²
	İZOPAK F-3 MEMBRANE	1M x 10M	10M ²	35 Pcs	350M ²
	İZOPAK PP-3 MEMBRANE	1M x 10M	10M ²	35 Pcs	350M ²
	İZOPAK PP-4 MEMBRANE	1M x 10M	10M ²	30 Pcs	300M ²
	İZOPAK PAL-3 MEMBRANE	1M x 10M	10M ²	35 Pcs	350M ²
	İZOPAK PAR-40K RED	1M x 10M	10M ²	25 Pcs	250M ²
	İZOPAK PAR-40Y GREEN / GRAY	1M x 10M	10M ²	25 Pcs	250M ²
	İZOPAK PAR-50K RED	1M x 10M	10M ²	25 Pcs	250M ²
	İZOPAK PAR-50Y GREEN GRAY	1M x 10M	10M ²	25 Pcs	250M ²
	İZOPAK PRIMER	18 KG	45M ²	60 Pcs	2700M ²
	İZOPAK LIQUID MEMBRANE	16 KG	16M ²	36 Pcs	576M ²
	BİTUTEC F-2 MEMBRANE	1M x 15M	15M ²	30 Pcs	450M ²
	BİTUTEC F-2 MEMBRANE	1M x 15M	15M ²	30 Pcs	450M ²
	BİTUTEC F-2 MEMBRANE	1M x 15M	15M ²	30 Pcs	450M ²
	BİTUTEC F-2 MEMBRANE	1M x 15M	15M ²	30 Pcs	450M ²
	BİTUTEC F-2 MEMBRANE	1M x 15M	15M ²	30 Pcs	450M ²
	BİTUTEC F-2 MEMBRANE	1M x 15M	15M ²	30 Pcs	450M ²
	BİTUTEC F-2 MEMBRANE	1M x 15M	15M ²	30 Pcs	450M ²
	BİTUTEC F-2 MEMBRANE	1M x 15M	15M ²	30 Pcs	450M ²
	BİTUTEC F-2 MEMBRANE	1M x 15M	15M ²	30 Pcs	450M ²
	İZOPAK PROOF 3MM	1M x 10M	10M ²	25 Pcs	250M ²
	İZOPAK PROOF 3,5MM	1M x 10M	10M ²	25 Pcs	250M ²
	İZOPAK PROOF 4MM	1M x 10M	10M ²	25 Pcs	250M ²
	İZOPAK PROOF 4,5MM	1M x 10M	10M ²	25 Pcs	250M ²
	QUICKSTONE CLOVER PATTERNED RED	1M x 10M	10M ²	25 Pcs	250M ²
	QUICKSTONE CLOVER PATTERNED	1M x 10M	10M ²	25 Pcs	250M ²
	QUICKSTONE CLOVER PATTERNED	1M x 10M	10M ²	25 Pcs	250M ²

FROM RAW MATERIALS TO THE FINAL MEMBRANE PRODUCT, ALL OUR PRODUCTION PROCESSES ARE METICULOUSLY MONITORED THROUGH ADVANCED LABORATORY TESTING AND QUALITY CONTROL ANALYSES, DELIVERING SUSTAINABLE, HIGH-PERFORMANCE SOLUTIONS IN FULL COMPLIANCE WITH INTERNATIONAL STANDARDS.

IZOPAK®
Research - and Development



OUR RESEARCH AND DEVELOPMENT TEAM FURTHER STRENGTHENS OUR CONTINUOUS IMPROVEMENT AND SUSTAINABILITY GOALS IN MEMBRANE PRODUCTION THROUGH CARBON FOOTPRINT-FOCUSED INNOVATIVE FORMULATIONS, ENVIRONMENTALLY RESPONSIBLE PRODUCTION TECHNOLOGIES, AND NEXT-GENERATION DESIGN DEVELOPMENT STUDIES.

by **TOPAK**

TOPAK DOCUMENTS



"FROM TÜRKİYE TO THE WORLD"

TOPAK

WE DELIVER THE PRODUCTS WE MANUFACTURE TO BOTH DOMESTIC AND INTERNATIONAL MARKETS THROUGH OUR PLANNED, FAST, AND RELIABLE LOGISTICS NETWORK. WITH OUR INTEGRATED SALES AND SHIPMENT PLANNING SYSTEM, WE MANAGE THE ENTIRE PROCESS FROM ORDER TO DELIVERY IN A SEAMLESS AND PROFESSIONAL MANNER.

by TOPAK



TOPPAK EXPORT LINE

